
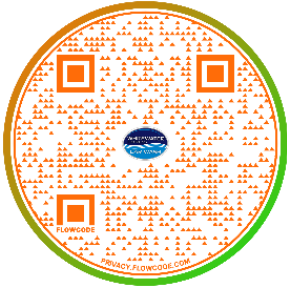


To use the QR Code:

1. Open the QR Code reader (camera) on your device.
2. Hold the device over the QR Code so that it's clearly visible within the screen.
3. The device will automatically scan the code, or, on some readers, you may have to take a picture, then follow the link.
4. The device reads the code and navigates to the intended destination.



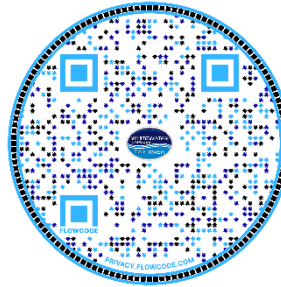
**Development
Support**



**Opening
Checklist**



**Closing
Checklist**




**Customer
Feedback Survey**



**Vehicle Incident
Report**



**Phone
Interview Form**



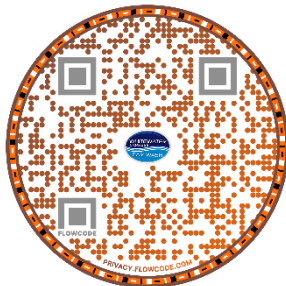
**In-Person
Interview Form**



**Facilities
Support Request**



**Wash Quality
Report**



**Manager
Site Standards**



**Area Director
Site Standards**